

Jürgen Klopp

**80 Attacking Combinations,
Finishing, Positional
Patterns of Play,
Transition & SSGs
Direct from Klopp's
Training Sessions**

Vol. 2



JÜRGEN KLOPP

**80 Attacking Combinations,
Finishing, Positional Patterns of
Play, Transition & SSGs Direct from
Klopp's Training Sessions**



PUBLISHED BY



CONTENTS

Jürgen Klopp's Achievements	8
Klopp's Trophies and Records at Liverpool	9
Jürgen Klopp's Philosophy: Best Quotes	11
Diagram Key	12
Practice Format	12

Attacking Positional Patterns of Play

Liverpool's 4-3-3 Formation	16
1. Central Midfield Combinations, Switch of Play to Winger, Cross & Finish	17
2. Double Switch of Play with Lay-offs and Full Back's Overlap Run	18
3. Triple Switch of Play Combinations and Movements + Play into Forward to Shoot	19
4. Switching Point of Attack in Behind to Opposite Winger with Lofted Pass into the Box	20
5. Switch of Play + Quick Combinations with the Defensive Midfielder Moving Forward to Join the Attack	21
6. Switching Play for Advanced Run of the Full Back into the Box	22
7. Winger's Movement Inside to Create Space for Midfielder's Through Pass to Full Back on Overlap	23
8. Playing THROUGH a High Defensive Line and Advanced Runs to Finish the Attack (vs. 4 Defenders)	24
9. Playing OVER a High Defensive Line and Advanced Runs to Finish the Attack (vs. 4 Defenders)	25
10. Maintaining Possession + Quick Reactions to Launch Attack and Score (Reduced Width)	26
11. Maintaining Possession + Quick Reactions to Launch Attack and Score (Full Width)	27

Attacking Positional Patterns of Play + Counter-pressing 28

1. Moving the Ball Quickly to the Winger for a Cut Back and Finish + Counter-pressing 30
2. Combination Play on One Side of the Pitch and Switch of Play Over the Top (in Behind) + Counter-pressing 31
3. Attacking Pattern of Play, Counter-pressing, and Fast Break Attack in a 2-Ball Practice 32

Positional Patterns of Play with 2nd/3rd Ball Attacks 33

1. Play Through Midfield, then Wide for the Winger to Cross + 2nd Ball Attack . 34
2. Through Pass for Left Winger's Cut Back + 2nd Ball Attack on Right Side . . . 35
3. Possession in Midfield with Lay-offs, Play into Forward, and Lofted Pass in Behind to Winger + 2nd Ball Attack 36
4. Short Fast Combination Play Around the Box + Finishing Inside and Outside the Box 37
5. Pass and Move in Centre + Fast Attacks with 2nd/3rd Balls 41

Attacking Combinations and Finishing 43

1. Pass Under Pressure, Curved Run into Box + Finish 45
2. Short Passing Under Pressure, Movement + Finish 46
3. One-two, Lateral Third Man Run for Through Pass + Finish 47
4. Double One-two and Through Pass for Lateral Third Man Run + Finish 48
5. One-two, Open Up to Receive and Finish + 2nd Ball Finish 49
6. Diagonal Lofted Pass in Behind with Fast Supporting Runs into the Box 50
7. 3-Player Combination + Cross for Timed Runs into the Box 51
8. Switch Play Wide, Give & Go, and Cross for Timed Runs/Box Finishing 52
9. 4-Ball Long Range Finishing Drill with Support Play 53
10. Quick Combination Play to Set the Ball Back to Finish from Different Positions 54
11. Moving to Receive and Finish from Different Angles + Finishing in a 1v1 Duel (Multiple Balls) 55

12. Simultaneous 3-Player End to End Mixed Combination Play with Long Range Finishing	56
13. Simultaneous 3-Player Combination Play with Overlap Third Man Run + Cross and Finish	57
14. Fast Break Attack from Centre Circle with Deep Forward Runs	58
15. One-two Set to Shoot + Sprint to Receive for 1v1 vs Goalkeeper Circuit	59
16. Attacking Runs and Finishing in Pairs with Double Switch of Play and Wide Crossing Zones	60
17. 4-Player Attacking Wave Break Always with Multiple 1-Touch Overlaps + 2nd Ball Fast Break Attack	61
18. Various End to End Attacking Combinations and Finishing in Groups of 3 ...	62
19. Possession Play in Zones + Fast Break Attack Combinations and Finishing ..	63

Multi-Ball Attacking Combinations and Finishing 64

Klopp's Multi-Ball Finishing Drills	65
1. 3-Balls: Two Player Central Finishing, Cut Back & Finish + 3v2 Attack	66
2. Through Passes to the Wingers for Runs into the Box in a 3-Ball Finishing Drill	67
3. Crossing and Finishing + Receive and Shoot in a 4-Ball Finishing Drill	68
4. Different Finishes + Quick Passes and Switch of Play for Cross in a 4-Ball Finishing Drill	70
5. Positional One-touch Combination Play in and Around the Box in a 4-Ball Finishing Drill	72
6. Centre Forward & Wingers Combine in and Around the Box in a 5-Ball Finishing Drill	74
7. 3 Forwards Continuous Finishing from Various Types of Assists (7-Balls)	76
8. Technical 8-Ball Finishing Variations from Central Positions	78
9. Positional Attacking Combinations Around the Box in an 8-Ball Finishing Drill	80
10. One-twos, Turn & Shoot, Give & Go, & Crossing in a 4-Ball Finishing Drill ...	83
11. Dynamic Wing Play, Dribbling, and 1v1s in a 5-Ball Finishing Drill	85

12. Shoot, Lofted Pass Finish, Combination + Fast Counter Attack in a 4-Ball Finishing Drill	88
13. Feint, Move & Shoot, Lofted Pass, and Give & Go Finishing + 3v2 Attack. . . .	90
14. Turn & Shoot, Lofted Pass, and Give & Go Finishing + 3v2 Attack.	92
15. Pass, Receive, Shoot, Give & Go Finishing + 6v4 Attack in a 5-Ball Finishing Drill	94
16. 4-Ball Finishing + Quick Transition to 7v4 Attack.	96

Small to Large Sided Games 98

1. Receiving from a Throw-in and Breaking Out of Pressure in a 3v2 Game . . .	100
2. Receiving from a Throw-in and Breaking Out of Pressure in a 5v4 Game. . . .	101
3. High Tempo 4v4 (+GKs) "Shoot On Sight" Small Sided Game	102
4. Shooting at Every Opportunity in a "Winner Stays On" 3v3 (+GKs) SSG	103
5. Direct Play, Shooting Early and from Deep in a 4v4 (+GKs) SSG	104
6. Support Play and Finishing in a 4v4 (+4) + GKs SSG with Outside End Players	105
7. Attacking Using the Full Width in a 5v5 (+GKs) SSG with Side Zones	106
8. Playing in Behind + Attacking Against a Low Block in a SSG with Changing Conditions.....	107
9. Play Out and Score Quickly in a 5v5v5 (+GKs) 3-Goal Game	109
10. Playing Through Pressure and Collective Defending in a 5v5 (+1) +GKs SSG	110
11. 5v5 (+GKs) Small Sided Game with Possession Play Conditions	111
12. Attacking and Defending Corner Kicks + Counter Attacks in an 8v8 (+GKs) Game.....	112
13. Attacking and Defending Free Kicks + Counter Attacks in an 8v8 (+GKs) Game.....	113
14. Possession Play in a Conditioned 10v10 (+GKs) 4-Sided/4-Goal Game. . . .	114

Transition Games	115
1. Supporting Runs to Score Quickly in a Dynamic 2v1 Attack / 3v2 Transition Game.....	117
2. Receive and Finish, 3v2 Transition + 4v6 Transition Game.....	118
3. Receiving from Different Angles and Finishing + 3v3 Transition	120
4. 5-Ball Finishing Drill with Give & Go + 4v4 (+4) Transition to Defend	122
5. 3-Ball Finishing + 4v4 Transition + 5v4 Transition Game.....	124
6. Crossing & Finishing with Side Zones + 5v4/5v8 Transition Game	126
7. Wingers/Centre Forward Finishing in and Around the Box + 9v7 (+GKs) Transition.....	128
8. 3-Team 5v5v5 (+GKs) 2-Zone Counter Attack Transition Game	130
9. 3-Team 6v6v6 (+GKs) 4-Zone Counter Attack Transition Game with Time Limit to Score.....	131
10. 3-Team 6v6v6 (+GKs) 4-Zone Counter Attack Transition Game with Offside Rule	132
11. 3-Team 6v6v6 (+3) + GKs Counter Attack Transition Game with Side Zones.....	133
12. 8v8 (+3) + GKs "5-Second Rule" Fast Counter Attack Transition Game	134

JÜRGEN KLOPP'S ACHIEVEMENTS



COACHING ROLES

- **Liverpool F.C.** (2015-Present)
- **Borussia Dortmund** (2008-2015)
- **Mainz 05** (2001-2008)

HONOURS (Europe/World)

- **UEFA Champions League** (2019)
- **UEFA Champions League Runner-up** (2013 & 2018)
- **UEFA Europa League Runner-up** (2016)
- **FIFA Club World Cup** (2019)
- **UEFA Super Cup** (2019)

HONOURS (Domestic Leagues)

- **English Premier League** (2020)
- **German Bundesliga x 2** (2011 & 2012)

HONOURS (Domestic Cups)

- **English FA Cup** (2022)
- **EFL Cup** (2022)
- **German DFB-Pokal** (2012)
- **German DFL-Supercup** (2013 & 2014)

INDIVIDUAL AWARDS

- **The Best FIFA Men's Coach** (2019 & 2020)
- **Onze d'Or Coach of the Year** (2019)
- **IFFHS World's Best Club Coach** (2019)
- **World Soccer Awards World Manager of the Year** (2019)
- **Premier League Manager of the Season** (2020)
- **LMA Manager of the Year** (2020)
- **BBC Sports Personality of the Year Coach Award** (2019)
- **German Football Manager of the Year** (2011, 2012 & 2019)


KLOPP'S TROPHIES AND RECORDS AT LIVERPOOL

2018-2019




UEFA Champions League

2019-2020



Premier League

+



UEFA Super Cup

+



FIFA Club World Cup

In the 2018-2019 season, Jürgen Klopp's Liverpool team won the **UEFA Champions League** and also came close to winning the Premier League, finishing with a record breaking runner-up total of 97 points (losing only 1 game), just 1 point short of champions Manchester City. To win the UEFA Champions League, Liverpool beat **Bayern Munich, Porto, FC Barcelona, and Tottenham** with high intensity, attacking and exciting football.

In the 2019-2020 season, Jürgen Klopp's Liverpool team won the **UEFA Super Cup**, the **FIFA World Club Cup**, and the **Premier League** title with 7 games still to be played and another incredible points total of 99. Across these 2 Premier League seasons (2018/2019 & 2019/2020), Klopp's Liverpool had a record of 62 wins, 10 draws and only 4 losses (of which 2 losses were after they were already crowned Premier League Champions in 2020).

Jürgen Klopp's Liverpool have also achieved the following league records:

- Joint-record for **most Premier League wins in a season (32)** - 2019/2020.
- February 2019 to July 2020, Liverpool **won 24 consecutive Premier League home matches**.
- Joint-record for **most Premier League home wins in a season (18)** - 2019/2020.
- Joint-record for **fewest Premier League home defeats in a season (0)** - 2018/2019 and 2019/2020.
- October 2019 to February 2020, Liverpool **won 18 consecutive league matches**, a joint-record in English top-flight history.
- Liverpool remained **undefeated in 68 consecutive league games at home** (April 2017 - January 2021) - the third longest run in English top-flight history.

* Trophy images from **PIXSECTOR.COM**

2021-2022



FA Cup



EFL Cup

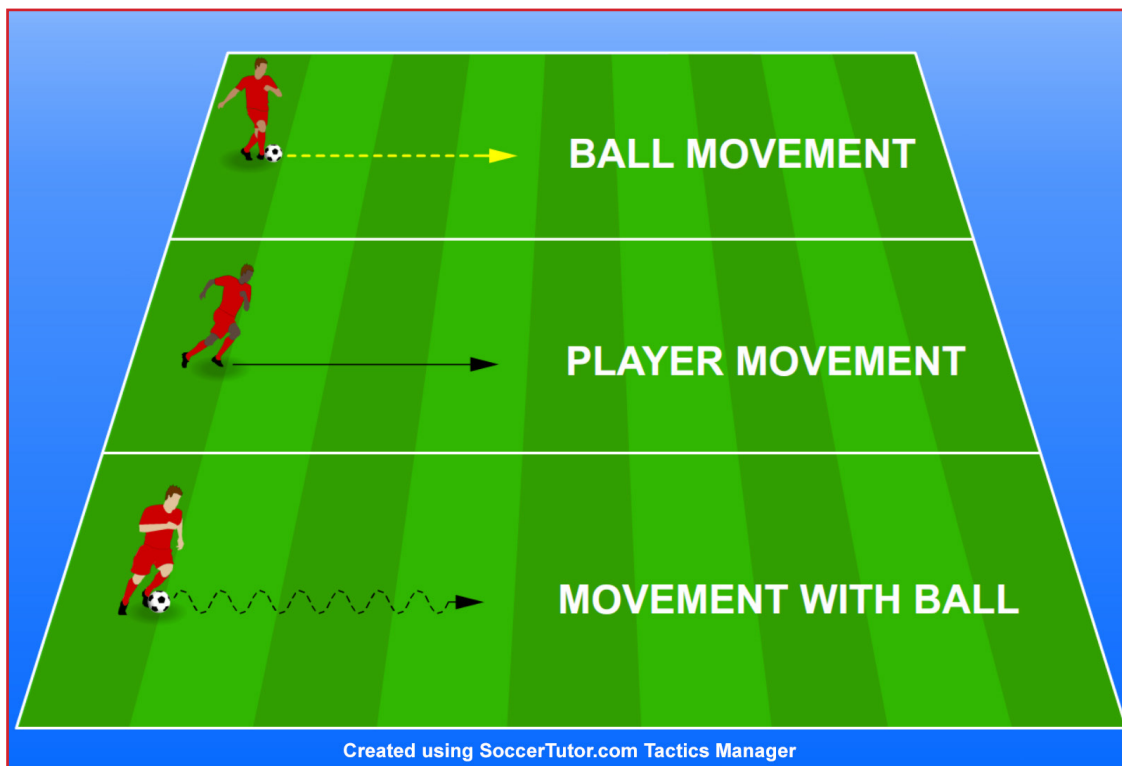
In the 2021-2022 season, Jürgen Klopp's Liverpool team won the **FA Cup** and **EFL Cup** double, beating a strong Chelsea team in both finals.

They also came close to winning the Premier League again, finishing with another incredible total of 92 points after losing only 2 games, just 1 point short of champions Manchester City.



* Trophy images from **PIXSECTOR.COM**

DIAGRAM KEY



PRACTICE FORMAT

- The practices in this book are direct from Jürgen Klopp's training sessions at Liverpool F.C. between 2016 and 2022.
- Each practice includes the practice topic/name and clear diagrams with a detailed description.

LIVERPOOL'S 4-3-3 FORMATION



- **GK:** Goalkeeper
- **LCB:** Left Centre Back
- **RCB:** Right Centre Back
- **LB:** Left Back
- **RB:** Right Back
- **DM:** Defensive Midfielder
- **LCM:** Left Central Midfielder
- **RCM:** Right Central Midfielder
- **LW:** Left Winger
- **RW:** Right Winger
- **CF:** Centre Forward

Attacking Positional Patterns of Play + Counter-pressing



Direct from
Jürgen Klopp's
Training Sessions

**"The best moment
to win the ball is
immediately after your
team just lost it."**



2. Combination Play on One Side of the Pitch and Switch of Play Over the Top (in Behind) + Counter-pressing



Practice Description

This is a variation of the previous practice with a different pattern of play displayed:

- 1-2. The left centre back (**LCB**) passes to the defensive midfielder (**DM**), who plays a firm diagonal pass to the left winger (**LW**), who has dropped back to receive this time.
- 3-4. The **LW** passes to the left central midfielder (**LCM**), who passes wide to the left back (**LB**).

- 5-6. The **LB** passes to the **LCM**, who drops back to receive, opens up, and hits a long aerial pass to switch the play to the right winger (**RW**).

- 7-8. The **RW** plays a chipped pass into the box for the centre forward (**CF**) to score.

Counter-press (9-10). After the attack is complete, the Coach calls out "**Counter-press**" and all 10 players make counter-pressing movements in relation to the position of the new ball.

Source: Jürgen Klopp's Liverpool training session at AXA Training Centre, Liverpool - 17th August 2021

Positional Patterns of Play with 2nd/3rd Ball Attacks



Direct from
Jürgen Klopp's
Training Sessions

5. Pass and Move in Centre + Fast Attacks with 2nd/3rd Balls



Balls 1-2 (Possession + Fast Attack 1)



Practice Description

1-7. The practice starts from the Coach and the red players move the ball around within the central area shown. They make typical movements within their positional roles to pass and receive.

2nd Ball (8). The Coach blows his whistle and the 1st ball is abandoned. The 2nd ball is collected for a fast attack.

Fast Attack (9-12). The aim is to quickly attack and score using a **maximum of 3 passes** to do so.

The diagram example was observed during Liverpool's training session. The left winger (**LW**) plays a diagonal through pass to the right winger (**RW**), who cuts the ball back for the centre forward (**CF**) to score.

Source: Jürgen Klopp's Liverpool training session at AXA Training Centre, Liverpool - 18th July 2022

3rd Ball (Fast Attack 2)



Practice Description

This is a continuation of the practice from the previous page and diagram (1st and 2nd Ball). After a set number of repetitions, the reds and yellows switch places.

3rd Ball (13). After the 2nd ball attack is finished, the players run back into position. The Coach then starts a 3rd ball attack. In this example, he gives the ball to the red right winger (**RW**).

Fast Attack (14-17). The aim again is to quickly attack and score using a **maximum of 3 passes** to do so.

The diagram example was observed during Liverpool's training session. The centre forward (**CF**) lays the ball off to the right central midfielder (**RCM**), who plays a lofted pass over the top and into the box for the left central midfielder (**LCM**) to score.

Source: Jürgen Klopp's Liverpool training session at AXA Training Centre, Liverpool - 18th July 2022

Multi-Ball Attacking Combinations and Finishing



Direct from
Jürgen Klopp's
Training Sessions

KLOPP'S MULTI-BALL FINISHING DRILLS

Jürgen Klopp: "We want to attack the opponent non-stop."

LIVERPOOL'S ATTACKING PRESSURE STYLE

During the **2018-2019 and 2019-2020 Premier League seasons** combined (76 matches), Liverpool recorded **62 wins**, 10 draws, with only 4 losses, and scored an incredible **174 goals (2.29 per match)**.

Their "attacking pressure" style is admired around the world, and they are able to create chances and score goals repeatedly against the best teams in world football, best displayed by their miraculous 4-0 comeback win over Barcelona in May 2019, and their recent 7-0 win over Manchester United in March 2023.

The multi-ball finishing drills included in this section are taken directly from observed Liverpool training sessions, and are a **fundamental training element for the attacking intensity** they have displayed in the extremely successful last few seasons.

This relentless effort to attack and recycle the ball to attack again, and again is what has helped them to apply great pressure on their opponents and overwhelm them.

Using these drills gives you the opportunity to **replicate Klopp and Liverpool's all-action high tempo attacking and constant pressure style of play**.

These drills also enable the Liverpool players to practice specific combinations repetitively in various different scenarios in the final third.

This means that they are **fully prepared with solutions for all the different attacking situations** which occur during a match. All the players know what passes and crosses to deliver, and what runs and finishes they can make. They are constantly challenged to score from a variety of different finishes.

NOTE BEST: *Every action in these multi-ball drills is planned precisely so the players are never waiting around, which replicates the intensity and speed of a competitive match.*

DIAGRAM FORMAT

To best display these multi-ball finishing drills, we have colour-coded each ball on the diagrams and descriptions as follows:

- **Ball 1**
- **Ball 2**
- **Ball 3**
- **Ball 4**
- **Ball 5**
- **Ball 6**
- **Ball 7**
- **Ball 8**

7. 3 Forwards Continuous Finishing from Various Types of Assists (7-Balls)



Balls 1-4 (Finishing)



Practice Description

1st Ball (1). The centre forward (CF) takes a touch forward and shoots.

2nd Ball (3-4). The RW plays a lofted pass into the box for the left winger (LW), who runs around the mannequin.

3rd Ball (2). The slow pass from the LW is played before the RW's lofted pass.

5-8. After the lofted pass, the RW plays a give & go with the CF, runs around the mannequin to receive the return, and delivers a ground cross for either the LW or CF to score.

4th Ball (9-10). The Coach on the by-line passes for the RW to score with a first time finish.

Source: Jürgen Klopp's Liverpool training session at AXA Training Centre, Liverpool in 2022

Balls 5-7 (Varied Assists)



5th Ball (11-12). The left winger (**LW**) receives, turns into the box, and shoots.

6th Ball (13-14). The centre forward (**CF**) drops back at an angle, and then makes an opposite second movement forward. He moves to meet the next pass into the box and finishes on goal.

7th Ball (15-16). The right winger (**RW**) also drops back at an angle, and then makes an opposite second movement forward. He moves to meet the lofted pass into the box and finishes on goal.

Source: Jürgen Klopp's Liverpool training session at AXA Training Centre, Liverpool in 2022

Small to Large Sided Games



Direct from
Jürgen Klopp's
Training Sessions

Transition Games



Direct from
Jürgen Klopp's
Training Sessions

"We want to attack the opponent non-stop when we have the ball, when we lose it and when the opposition have it."



3. Receiving from Different Angles and Finishing + 3v3 Transition



Balls 1-3 (Different Types of Finishing)



Practice Description

For this practice, we have 6 red players, 6 white players, and 6 yellow players + GKs.

1st Ball (1-3). W1 passes into the centre for R1, who receives, turns, and shoots.

2nd Ball (4-7). W2 passes to R2 in a wider position and he passes inside to R1, who moves and sets the ball for R2 to shoot.

3rd Ball (8-12). W3 passes to R3, who drops to receive. R3 plays a give & go with R2, who moves all the way across to provide support. R2 cuts the ball back for one of his teammates to score in the box (R1 in diagram example).

The 4th ball diagram and description follows on the next page...

Source: Jürgen Klopp's Liverpool pre-season training session in Tyrol, Austria - 25th July 2021

4th Ball (3v3 Transition)



4th Ball (13-17). As soon as the 3rd ball phase is complete, **W4** passes a new ball into play for the reds and their objective is to score in the same goal as they did with the previous 3 balls (*free play*).

Y1, Y2, and Y3 all sprint into the area to create a 3v3 situation.

The 3 yellow players press the reds and try to win the ball. If they succeed, they then make a quick transition from defence to attack (to score).

Source: Jürgen Klopp's Liverpool pre-season training session in Tyrol, Austria - 25th July 2021

6. Crossing & Finishing with Side Zones + 5v4/5v8 Transition Game



Balls 1-2 (Crossing & Finishing)



Practice Description

1st Ball (1-2). Y5 passes to R1, then R1 passes out wide to R5, who moves forward to receive within the left side zone.

3-4. R2, R3 & R4 make runs into the box and R1 moves into position for a possible cut back. In this example, R1 delivers a cross into the front post area for R3 to score.

2nd Ball (5-6). After the 1st ball phase is complete, all of the red players drop back into position. Y5 passes the new ball to R4, and then R4 passes out wide to R6, who moves forward to receive within the right side zone.

7-8. The same type of runs are made. In this example, R6 moves forward with the ball and delivers a cross into the front post area for R3 to score again.

Source: Jürgen Klopp's Liverpool training session at AXA Training Centre, Liverpool - 16th November 2021

Balls 3-4 (Transition 1 + 2)



3rd Ball (9-10). All 4 outside yellow players (**Y1-4**) enter the pitch and the Coach feeds one of them the ball. They launch a **5v4 attack** against the reds, who must make a **fast transition from attack to defence** by pressing the ball carrier and tracking the runners.

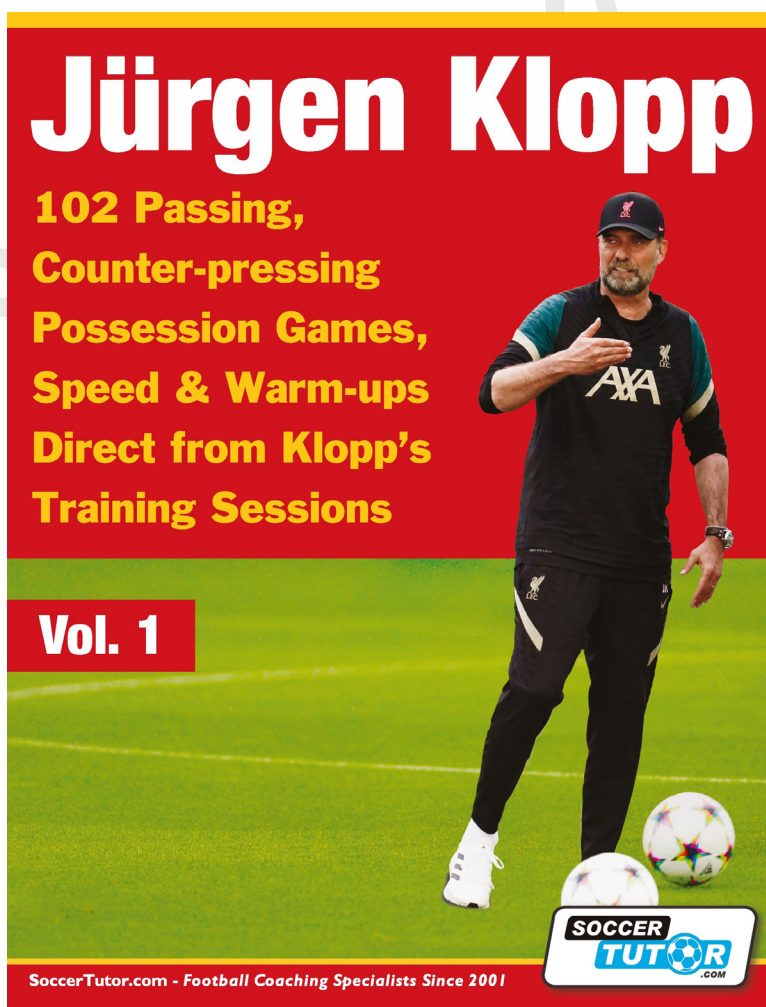
Y4 receives from the Coach and passes forward to **Y5**.

11-13. **Y5** dribbles forward and passes the ball across for **Y1** to shoot and score past the GK.

4th Ball (14). **R8** dribbles the 4th ball into play and the other 3 outside red players (**R5, R6 & R7**) enter too. The reds launch an **8v5 attack** and try to score. The yellows must make a quick transition from attack to defence.

15-17. In this example, **R8** plays a diagonal through pass to **R5**, who then delivers a final pass into the box for **R2** to score.

Source: Jürgen Klopp's Liverpool training session at AXA Training Centre, Liverpool - 16th November 2021



Coaching Books Available in Full Colour Print and eBook!

PC | Mac | iPhone | iPad | Android Phone / Tablet | Chromebook

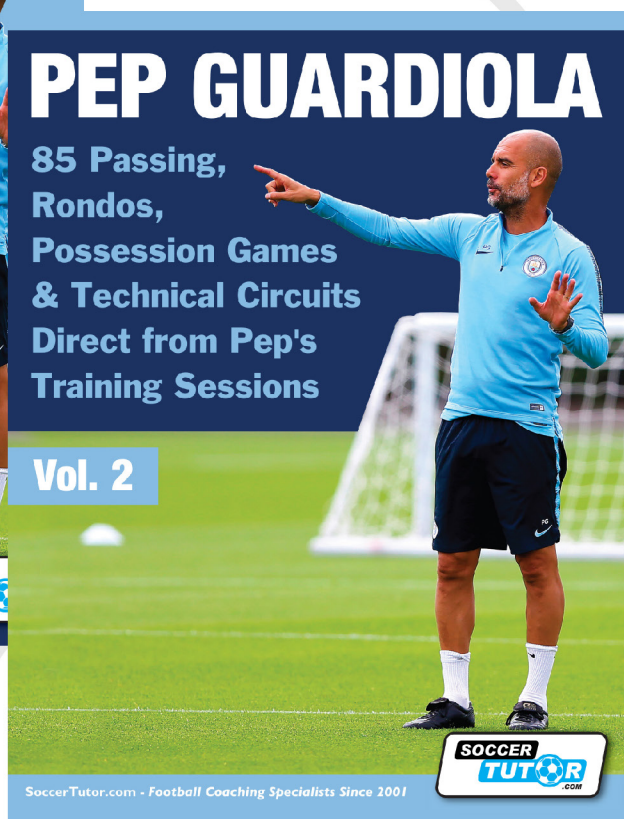
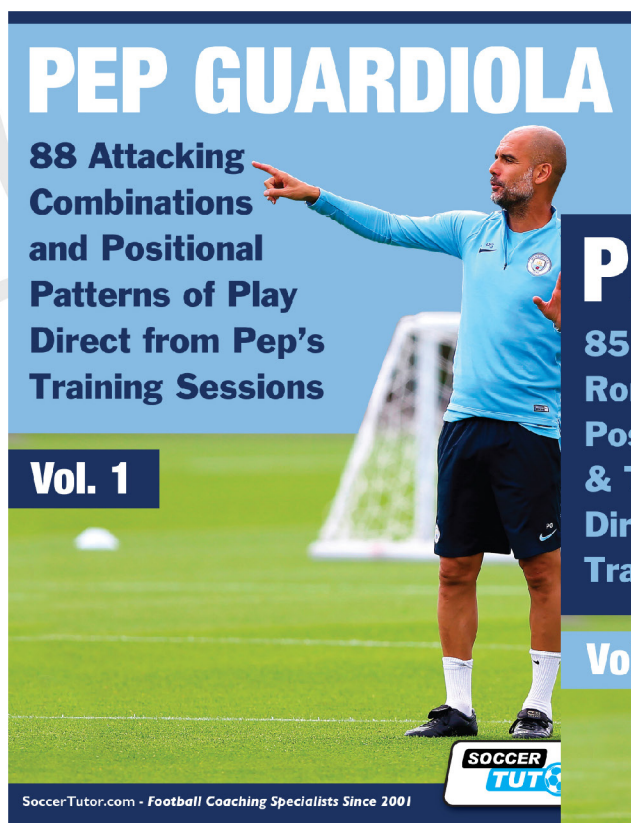


FREE Coach Viewer **APP**



SoccerTutor.com





Coaching Books Available in Full Colour Print and eBook!

PC | Mac | iPhone | iPad | Android Phone / Tablet | Chromebook



FREE Coach Viewer **APP**



SoccerTutor.com



Free Trial



Football Coaching Specialists Since 2001

Tactics Manager

Create your own Practices, Tactics & Plan Sessions!



Tactics Manager App



Soon!

Soon!

SoccerTutor.com





Jürgen Klopp

80 Attacking Combinations, Finishing, Positional Patterns of Play, Transition & SSGs Direct from Klopp's Training Sessions

Following the hugely popular Volume 1 book, Volume 2 provides you with another rare opportunity to learn from an additional **80 Jürgen Klopp Practices taken directly from Liverpool's Training Sessions**, so you can replicate their all-action high tempo attacking and counter-pressing style of play.

During the last few years, Jürgen Klopp has guided Liverpool to their most successful period in decades, winning the **Premier League, Champions League, FA Cup, and League Cup** with their **highly effective non-stop attacking style**.

During the **2018-2019 and 2019-2020 Premier League seasons combined (76 matches)**, Liverpool recorded **62 wins**, 10 draws, with only 4 losses, and scored an incredible **174 goals (2.29 per match)**.

Find out how Jürgen Klopp trains his team's attacking football with **high tempo multi-ball attacking combinations and finishing, attacking patterns of play, transition games**, and more. Develop your players and improve your team's performance using practices from the highest level.

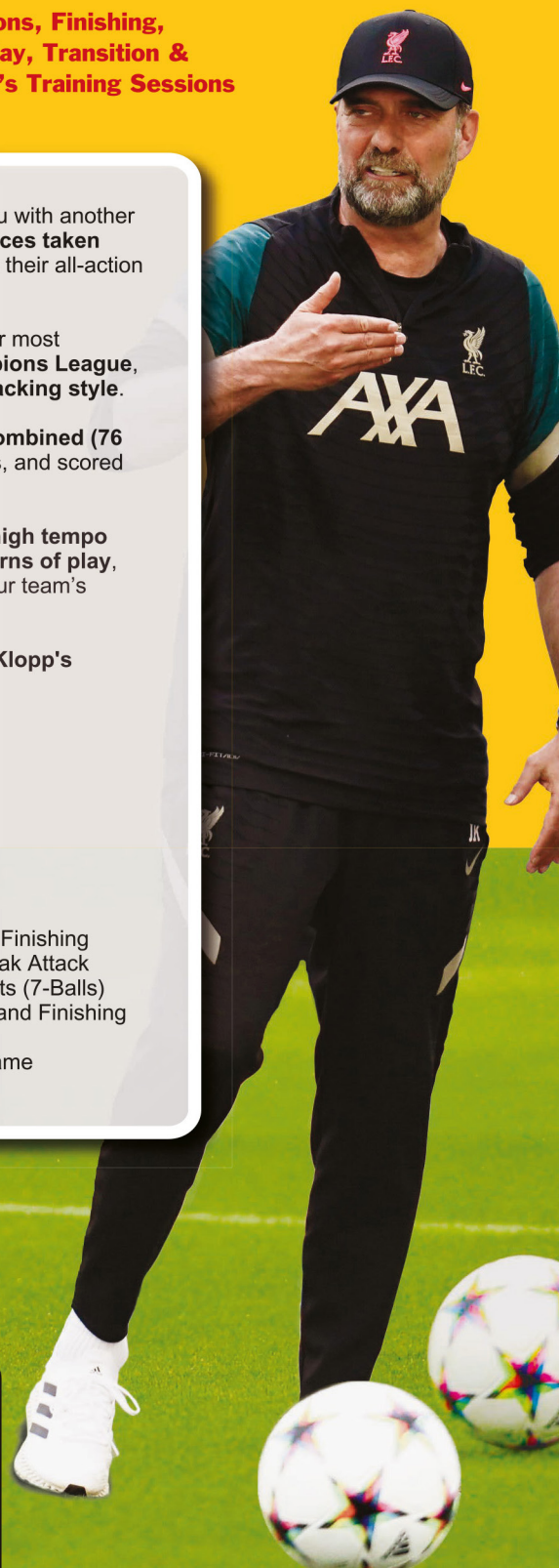
The **80 Practices** included in this book are all **taken directly from Klopp's training sessions with Liverpool F.C.** between 2016 and 2022.

80 Practices Included:

- 19 Attacking Positional Patterns of Play
- 19 Attacking Combinations & Finishing
- 16 Multi-Ball Attacking Combinations & Finishing
- 14 Small to Large Sided Games
- 12 Transition Games

Jürgen Klopp Liverpool Practice Examples:

- Switch Play Wide, Give & Go, and Cross for Timed Runs/Box Finishing
- 2-Ball Attacking Pattern of Play, Counter-pressing, & Fast Break Attack
- 3 Forwards Continuous Finishing from Various Types of Assists (7-Balls)
- Possession Play in Zones + Fast Break Attack Combinations and Finishing
- 3-Team 5v5v5 + GKs 2-Zone Counter Attack Transition Game
- Crossing & Finishing with Side Zones + 5v4/5v8 Transition Game



ISBN 978-1-910491-61-4



9 781910 491614 >

For more Football Coaching:

Books | eBooks | Videos | Software | Apps
www.SoccerTutor.com
info@SoccerTutor.com
UK: 0208 1234 007
US: 305-767-4443